

Alfa Laval CD100

Brazed plate heat exchanger for compressed air drying

Introduction

Alfa Laval CD - CombiDryers are brazed plate heat exchangers designed for separation of humidity in compressed air.

Applications

- Compressed air drying

Benefits

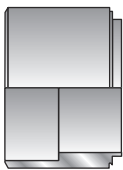
- Compact
- Easy to install
- Self-cleaning
- Low level of service and maintenance is required
- All units are pressure and leak tested
- Gasket free

Design

The brazing material seals and holds the plates together at the contact points ensuring optimal heat transfer efficiency and pressure resistance. Using advanced design technologies and extensive verification guarantees the highest performance and longest possible service life.

The CombiDryer brazed plate heat exchangers are specifically designed with a unique double-circuit configuration for separation of humidity in compressed air.

Examples of connections



Soldering



Technical Data

Standard materials

| | |
|----------------|-----------------|
| Cover plates | Stainless steel |
| Connections | Stainless steel |
| Plates | Stainless steel |
| Brazing filler | Copper |

Dimensions and weight ¹

| | |
|--------------------------|----------------------|
| A measure (mm) | $8.8 + (2.16 * n)$ |
| A measure (inches) | $0.35 + (0.09 * n)$ |
| Weight (kg) ² | $0.267 + (0.04 * n)$ |
| Weight (lb) ² | $0.59 + (0.09 * n)$ |

¹ n = number of plates

² Excluding connections

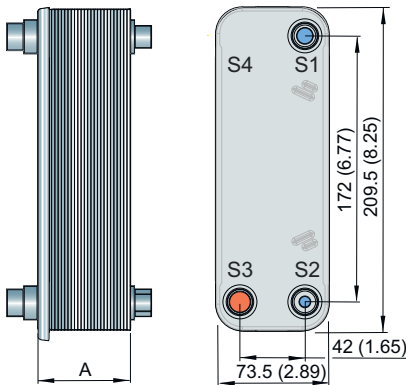
Standard data

| | |
|--|------------------|
| Volume per channel, litres (gal) | 0.02716 (0.0072) |
| Max. particle size, mm (inch) | 1.1 (0.043) |
| Max. flowrate ¹ m ³ /h (gpm) | 4.1 (18.1) |
| Flow direction | Parallel |
| Min. number of plates | 4 |
| Max. number of plates | 60 |

¹ Water at 5 m/s (16.4 ft/s) (connection velocity)

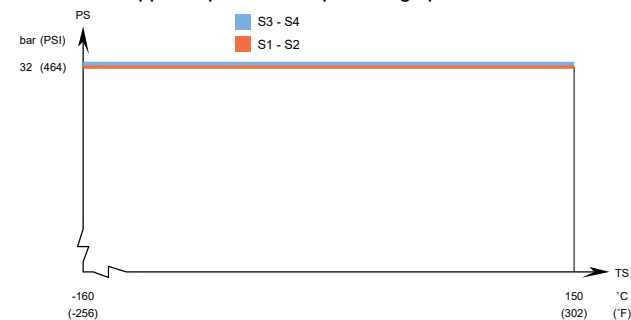
Dimensional drawing

Measurements in mm (inches)

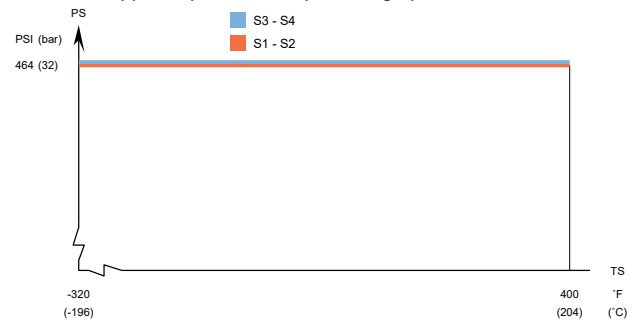


Design pressure and temperature

CD100 – PED approval pressure/temperature graph



CD100 – UL approval pressure/temperature graph



Designed for full vacuum.

Alfa Laval plate heat exchangers are available with a wide range of pressure vessel approvals. Please contact your Alfa Laval representative for more information.

NOTE: Values above are to be used as an indication. For exact values, please use the drawing generated by the Alfa Laval configurator or contact your local Alfa Laval representative.

This document and its contents are subject to copyrights and other intellectual property rights owned by Alfa Laval Corporate AB. No part of this document may be copied, re-produced or transmitted in any form or by any means, or for any purpose, without Alfa Laval Corporate AB's prior express written permission. Information and services provided in this document are made as a benefit and service to the user, and no representations or warranties are made about the accuracy or suitability of this information and these services for any purpose. All rights are reserved.

How to contact Alfa Laval

Up-to-date Alfa Laval contact details for all countries are always available on our website at www.alfalaval.com