
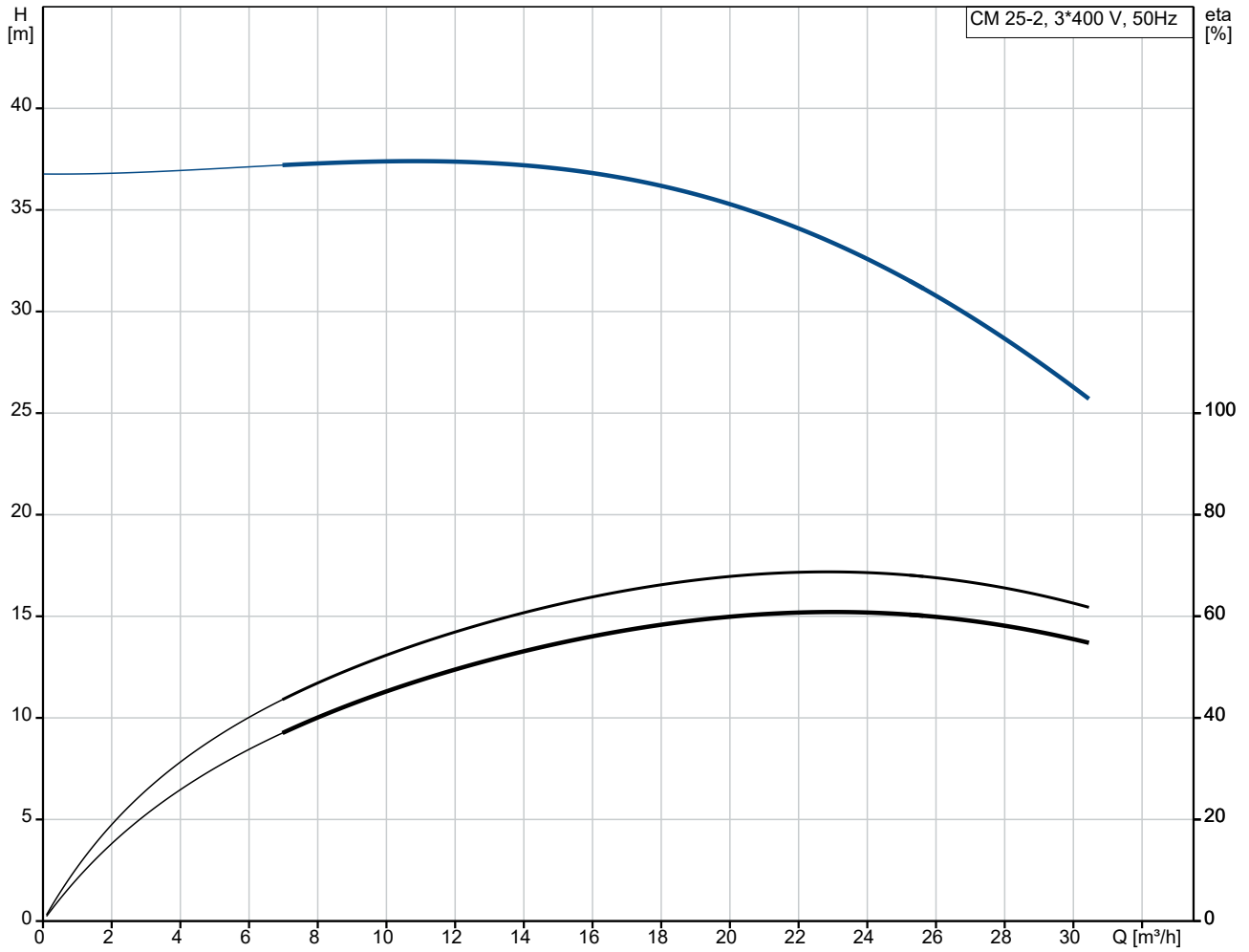


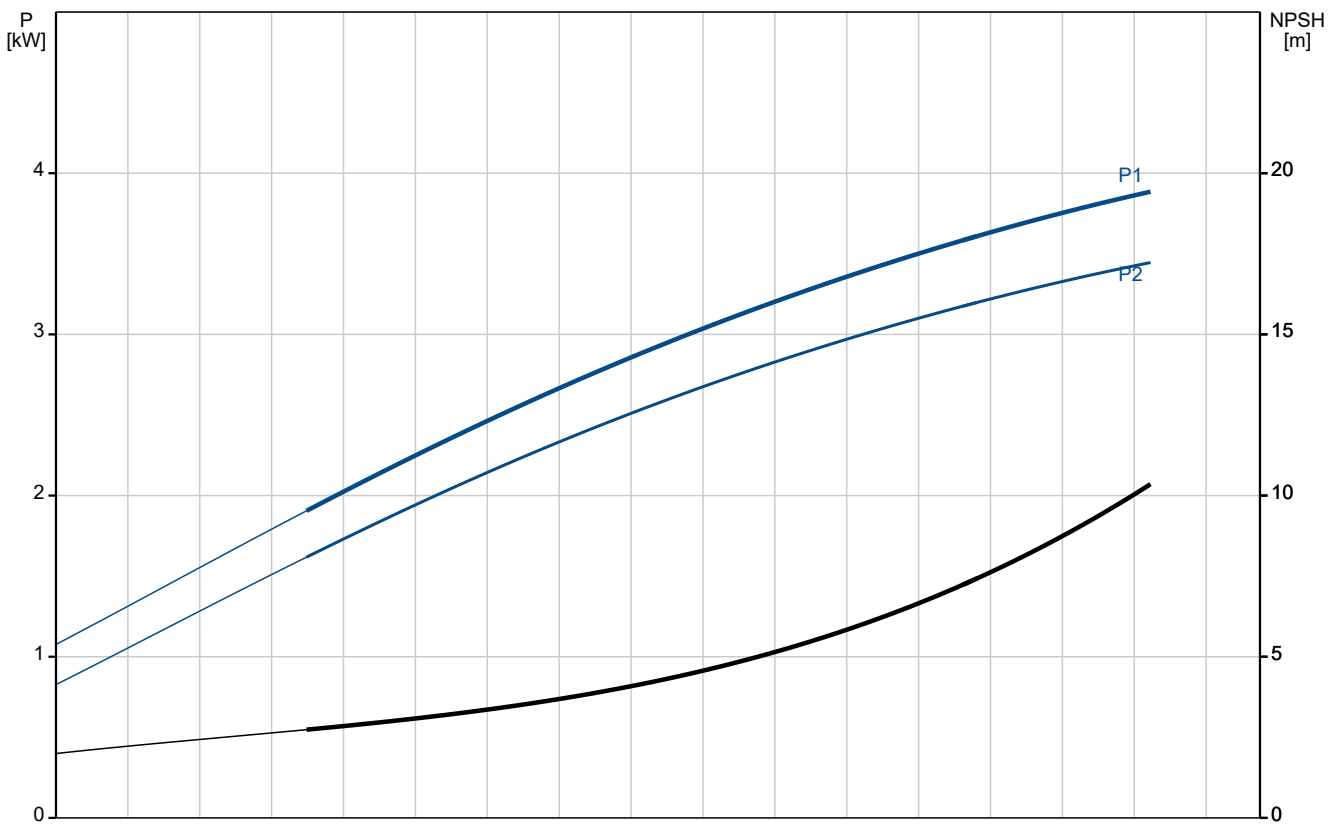
Qty.	Description
1	<p data-bbox="193 159 571 197">CM 25-2 A-R-A-E-AVBE F-A-A-N</p>  <p data-bbox="592 506 1066 535" style="text-align: center;">Note! Product picture may differ from actual product</p> <p data-bbox="193 539 480 568">Product No.: On request</p> <p data-bbox="193 600 1437 701">Compact, reliable, horizontal, multistage, end-suction centrifugal pump with axial suction port and radial discharge port. The shaft, impellers and chambers are made of stainless steel. The inlet and discharge parts are made of cast iron. The mechanical shaft seal is a special designed, unbalanced O-ring seal. Pipework connection is via internal Whitworth pipe threads, Rp (ISO 7/1).</p> <p data-bbox="193 712 1070 741">The pump is fitted with a 3-phase, foot-mounted, fan-cooled asynchronous motor.</p> <p data-bbox="193 772 304 801">Controls:</p> <p data-bbox="193 801 639 831">Frequency converter: NONE</p> <p data-bbox="193 862 272 891">Liquid:</p> <p data-bbox="193 891 635 920">Pumped liquid: Water</p> <p data-bbox="193 920 687 949">Liquid temperature range: -20 .. 90 °C</p> <p data-bbox="193 949 635 978">Selected liquid temperature: 20 °C</p> <p data-bbox="193 978 699 1008">Density: 998.2 kg/m³</p> <p data-bbox="193 1039 316 1068">Technical:</p> <p data-bbox="193 1068 820 1097">Pump speed on which pump data are based: 2900 rpm</p> <p data-bbox="193 1097 651 1126">Rated flow: 22 m³/h</p> <p data-bbox="193 1126 655 1155">Rated head: 32.62 m</p> <p data-bbox="193 1155 635 1184">Code for shaft seal: AVBE</p> <p data-bbox="193 1184 730 1214">Approvals: CE,EAC,UKCA</p> <p data-bbox="193 1214 699 1243">Approvals for drinking water: ACS,NSF61</p> <p data-bbox="193 1243 762 1272">Curve tolerance: ISO9906:2012 3B</p> <p data-bbox="193 1303 316 1332">Materials:</p> <p data-bbox="193 1332 735 1420">Pump housing: Cast iron EN-GJL-200 ASTM A48-25A</p> <p data-bbox="193 1420 724 1507">Impeller: Stainless steel EN 1.4301 AISI 304</p> <p data-bbox="193 1538 331 1568">Installation:</p> <p data-bbox="193 1568 692 1597">Range of ambient temperature: -20 .. 55 °C</p> <p data-bbox="193 1597 635 1626">Maximum operating pressure: 10 bar</p> <p data-bbox="193 1626 719 1688">Max pressure at stated temp: 10 bar / 40 °C 6 bar / 90 °C</p> <p data-bbox="193 1688 603 1718">Type of connection: Rp</p> <p data-bbox="193 1718 635 1747">Size of inlet connection: 2 inch</p> <p data-bbox="193 1747 635 1776">Size of outlet connection: 2 inch</p> <p data-bbox="193 1776 603 1805">Outlet position: 12</p> <p data-bbox="193 1836 363 1865">Electrical data:</p> <p data-bbox="193 1865 608 1895">Motor standard: IEC</p> <p data-bbox="193 1895 651 1924">Frame size: 112MC</p> <p data-bbox="193 1924 608 1953">IE efficiency class: IE3</p> <p data-bbox="193 1953 635 1982">Rated power - P2: 4 kW</p> <p data-bbox="193 1982 635 2011">Mains frequency: 50 Hz</p> <p data-bbox="193 2011 587 2040">Suitable for 50/60 Hz: N</p> <p data-bbox="193 2040 847 2069">Rated voltage: 3 x 220-240D/380-415Y V</p> <p data-bbox="193 2069 608 2098">Service factor: 0.00</p>

Qty.	Description
1	<p>Rated current: 13,8-13,2/8,00-7,65 A Starting current: 1120-1230 % Rated speed: 2920-2940 rpm Enclosure class (IEC 34-5): IP55 Insulation class (IEC 85): F Built-in motor protection: PTC Cable included (Yes/No): N</p> <p>Others: Terminal box position: 12 Minimum efficiency index, MEI ≥: 0.7 Net weight: 47.5 kg Gross weight: 50 kg Country of origin: TW Custom tariff no.: 84137042</p>

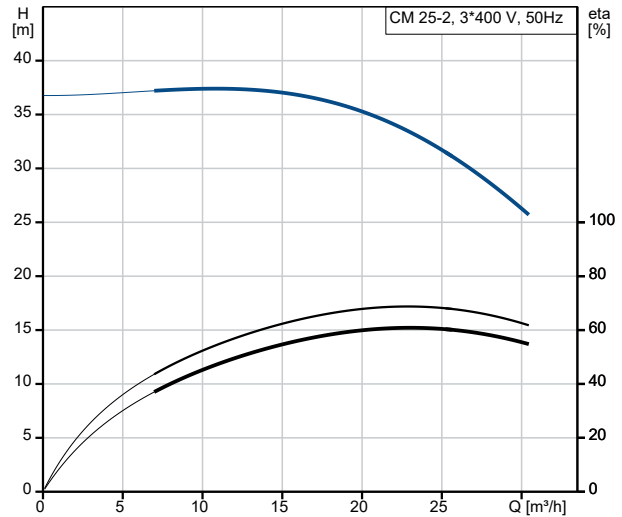
On request CM 25-2 A-R-A-E-AVBE F-A-A-N 50 Hz



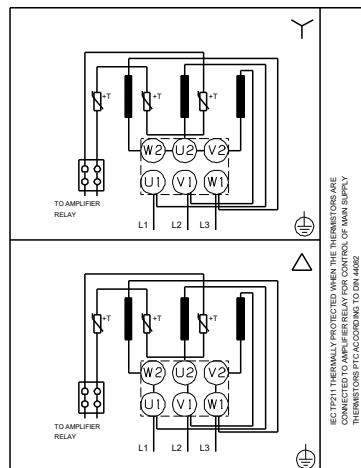
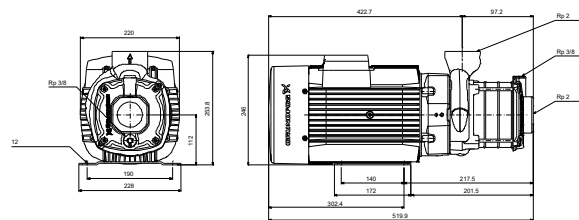
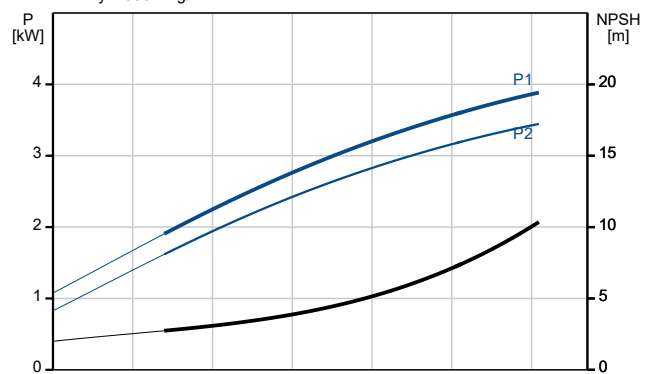
Pumped liquid = Water
 Liquid temperature during operation = 20 °C
 Density = 998.2 kg/m³



Description	Value
General information:	
Product name:	CM 25-2 A-R-A-E-AVBE F-A-A-N
Product No:	On request
EAN number:	On request
Technical:	
Pump speed on which pump data are based:	2900 rpm
Rated flow:	22 m ³ /h
Rated head:	32.62 m
Impellers:	2
Code for shaft seal:	AVBE
Approvals:	CE,EAC,UKCA
Approvals for drinking water:	ACS,NSF61
Curve tolerance:	ISO9906:2012 3B
Pump version:	A
Model:	A
Materials:	
Pump housing:	Cast iron
Pump housing:	EN-GJL-200
Pump housing:	ASTM A48-25A
Impeller:	Stainless steel
Impeller:	EN 1.4301
Impeller:	AISI 304
Material code:	A
Code for rubber:	E
Installation:	
Range of ambient temperature:	-20 .. 55 °C
Maximum operating pressure:	10 bar
Max pressure at stated temp:	10 bar / 40 °C
Max pressure at stated temp:	6 bar / 90 °C
Type of connection:	Rp
Size of inlet connection:	2 inch
Size of outlet connection:	2 inch
Outlet position:	12
Connect code:	R
Liquid:	
Pumped liquid:	Water
Liquid temperature range:	-20 .. 90 °C
Selected liquid temperature:	20 °C
Density:	998.2 kg/m ³
Electrical data:	
Motor standard:	IEC
Frame size:	112MC
IE efficiency class:	IE3
Rated power - P2:	4 kW
Mains frequency:	50 Hz
Suitable for 50/60 Hz:	N
Rated voltage:	3 x 220-240D/380-415Y V
Service factor:	0.00
Rated current:	13,8-13,2/8,00-7,65 A
Starting current:	1120-1230 %
Rated speed:	2920-2940 rpm
Enclosure class (IEC 34-5):	IP55
Insulation class (IEC 85):	F
Built-in motor protection:	PTC
Cable included (Yes/No):	N
Controls:	
Frequency converter:	NONE
Others:	
Terminal box position:	12
Minimum efficiency index, MEI ≥:	0.7
Net weight:	47.5 kg
Gross weight:	50 kg

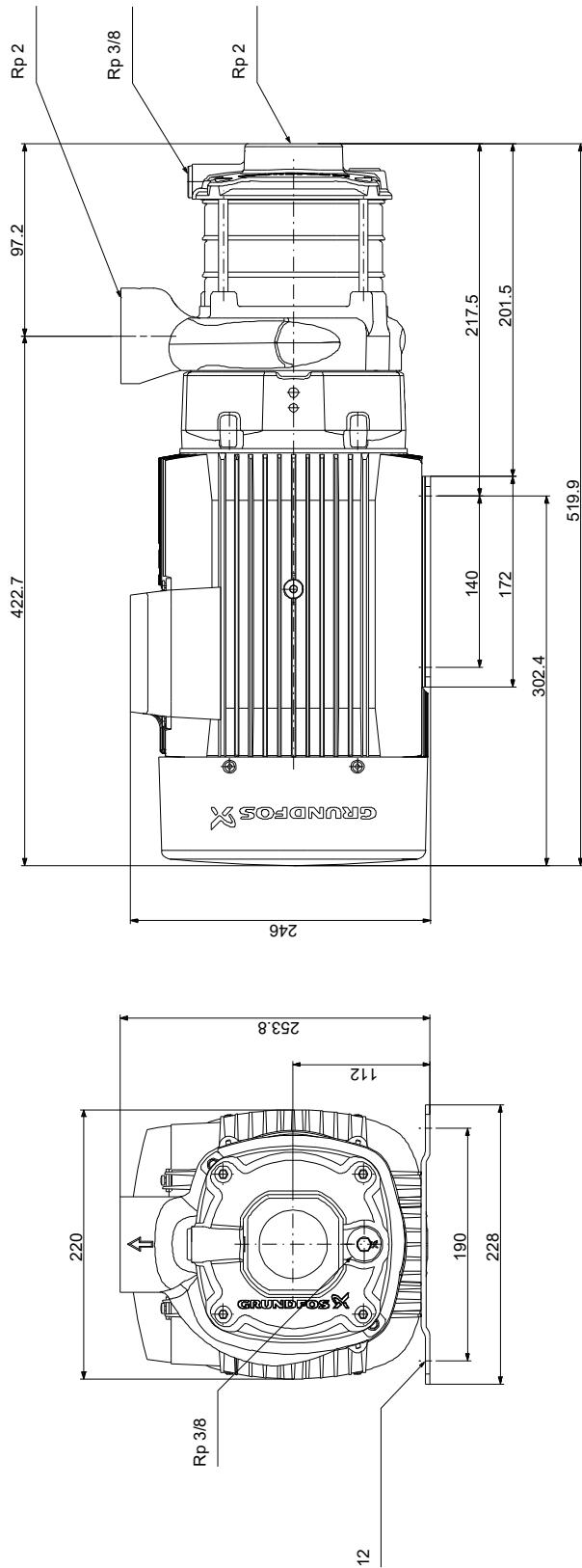


Pumped liquid = Water
Liquid temperature during operation = 20 °C
Density = 998.2 kg/m³



Description	Value
Country of origin:	TW
Custom tariff no.:	84137042

On request CM 25-2 A-R-A-E-AVBE F-A-A-N 50 Hz



Note! All units are in [mm] unless others are stated.
 Disclaimer: This simplified dimensional drawing does not show all details.